

ISOMETRIC VIEW  
1/8" = 1'-0"

Instruments	Num In Inventory	Used	Remaining
S4 PARNel	15	9	6
Source 4 36deg 12	12	0	0
Source 4 26deg 4	2	2	2
Alt 360Q 6x12	10	10	0
Source 4 50deg 2	1	1	1
Hoover, The Ethereal Mutt 1,21Gw	1	1	0
Paper Lantern	10	10	0



**WEST OF LENIN**  
GROUNDPLAN

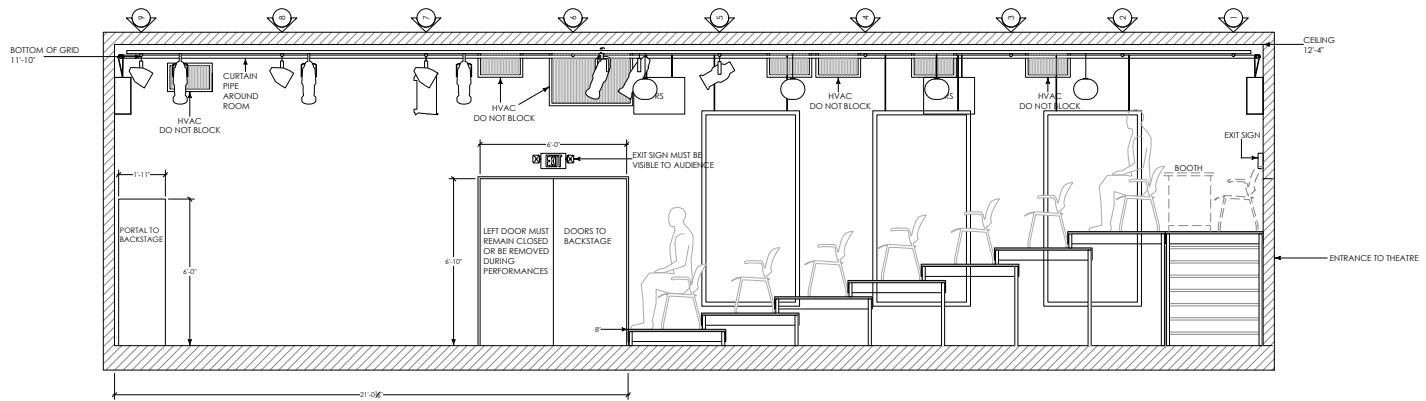
AJ EPSIEN  
DRAWN BY: CATHERINE CORNELL cell: 616.617.2003  
SCALE: 1/2" = 1'-0"  
DATE CREATED: 11/15/2013  
DATE REVISED: N/A

**1**  
OF  
2

FREMONT, SEATTLE, WA - THE CENTER OF THE UNIVERSE

MAXIMUM OCCUPANCY: 146  
DO NOT BLOCK SIGN OR FIRE EXTINGUISHER



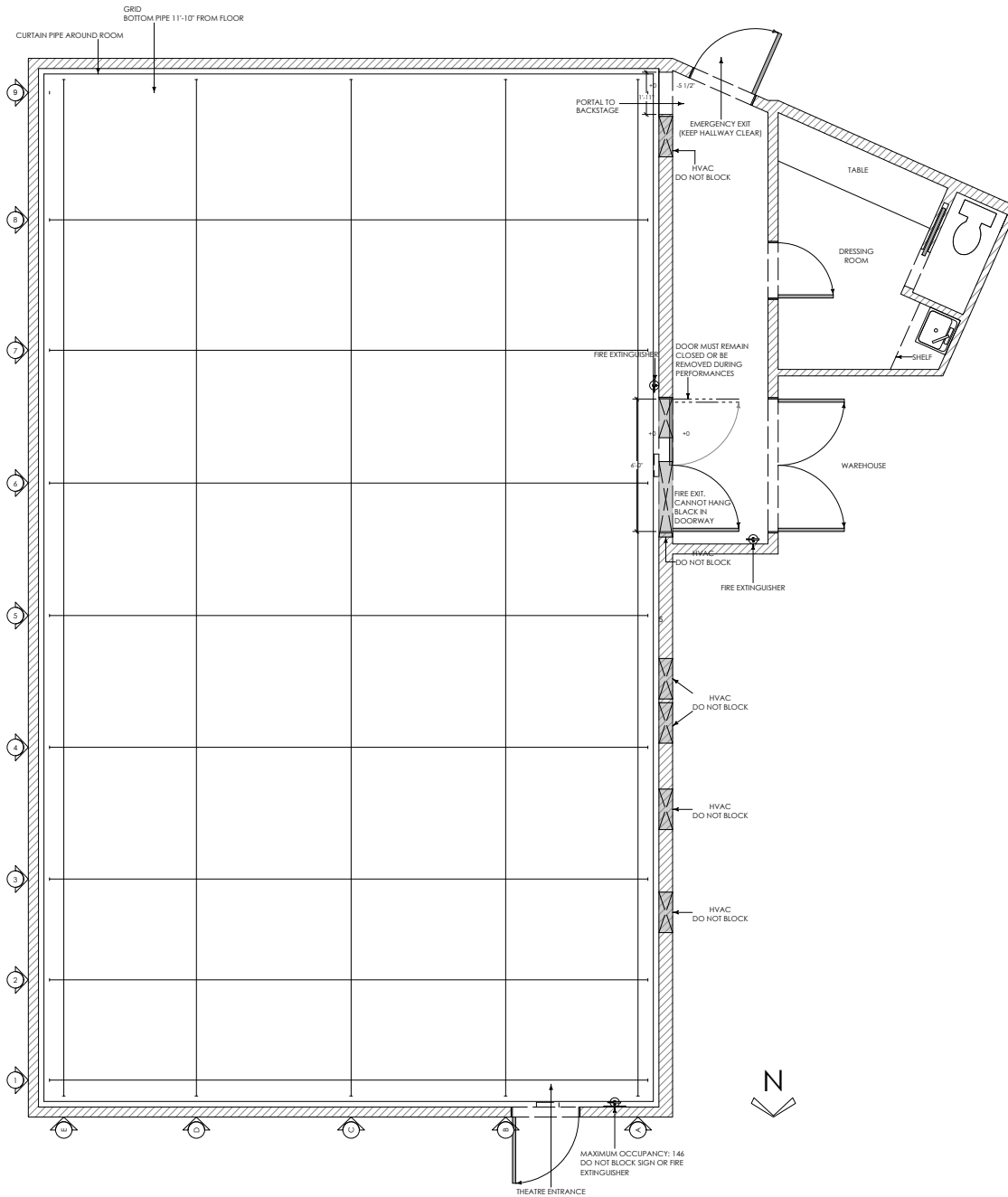


WEST OF LENIN

SECTION

AJ EPSIEN  
 DRAWN BY: CATHERINE CORNELL cell: 616.617.6203  
 SCALE: 1/2" = 1'-0"  
 DATE CREATED: 11/15/2013  
 DATE REVISED: N/A  
 FREMONT, SEATTLE, WA - THE CENTER OF THE UNIVERSE

2  
 OF  
 2



Instruments	Num In Inventory	Used	Remaining
S4 PAR/Net	15	9	6
Source 4 36deg 12	12	0	0
Source 4 26deg 4	2	2	2
Alt 360Q 6x12	10	10	0
Source 4 50deg 2	1	1	1
Hoover, The Etherial Mutt 1,21Gw	1	1	0
Paper Lantern	10	10	0

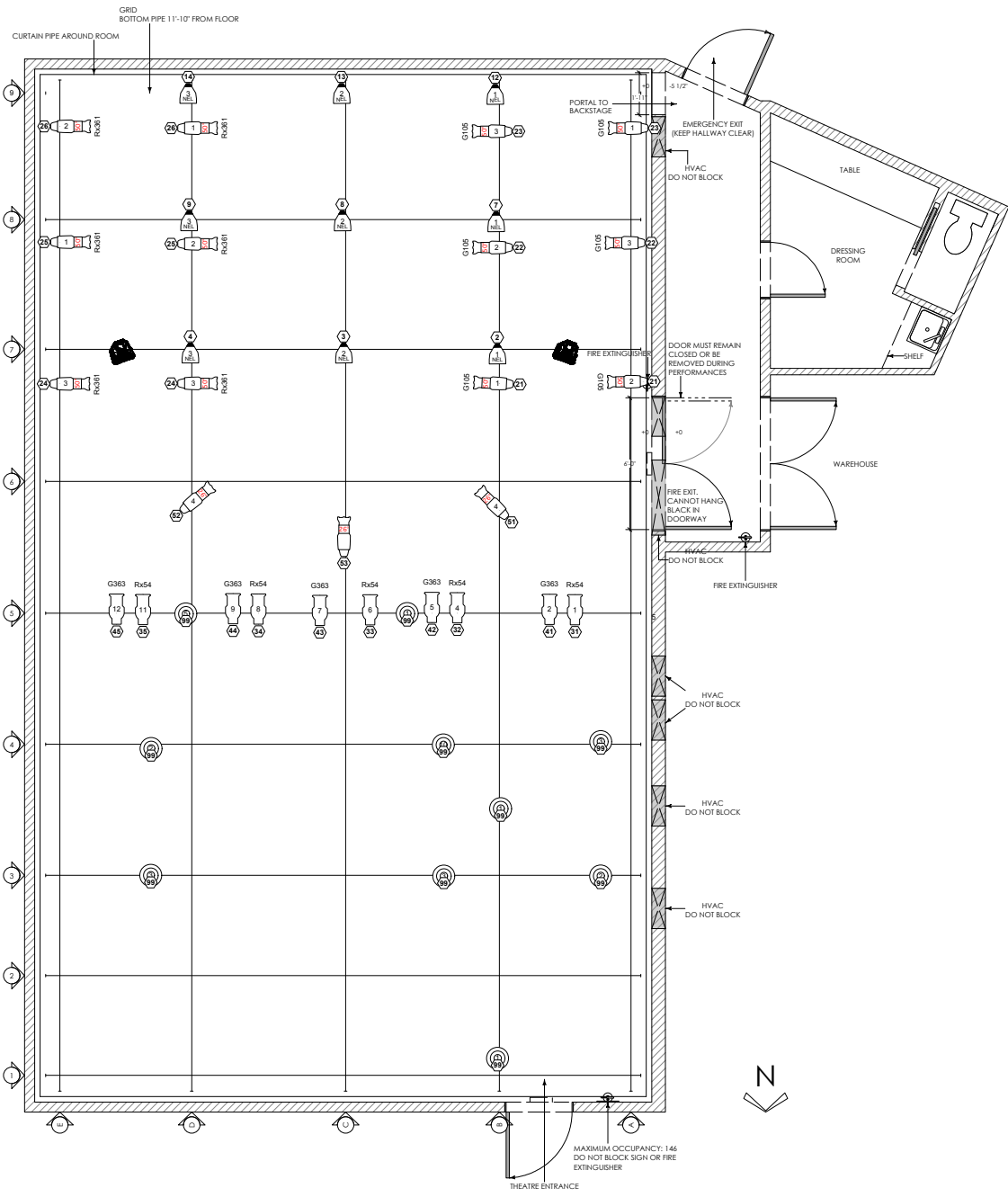


**WEST OF LENIN**  
Ground Plan + Lighting Grid

AJEPSTEIN  
DRAWN BY: CATHERINE CORNELL cell: 616.617.6203  
SCALE: 1/2" = 1'-0"  
DATE CREATED: 11/15/2013  
DATE REVISED: N/A

**3**  
OF 2

FREMONT, SEATTLE, WA - THE CENTER OF THE UNIVERSE



Instruments	Num In Inventory	Used	Remaining
S4 PARNel	15	9	6
Source 4 36deg 12	12	0	
Source 4 26deg 4	2	2	
Alt 360Q 6x12	10	10	0
Source 4 50deg 2	1	1	
Hoover, The Ethereal Mutt 1,21Gw	1	1	0
Paper Lantern	10	10	0



**WEST OF LENIN**  
Rep Plot

AJ EPSIEN  
DRAWN BY: CATHERINE CORNELL cell: 616.617.2003  
SCALE: 1/2" = 1'-0"  
DATE CREATED: 11/15/2013  
DATE REVISED: N/A

**4**  
OF  
2

FREMONT, SEATTLE, WA - THE CENTER OF THE UNIVERSE

MAXIMUM OCCUPANCY: 146  
DO NOT BLOCK SIGN OR FIRE EXTINGUISHER